

**Materials**

- 1. Insulator, POM, yellow
- 2. Insulator, PBT, black
- 3. Center contact, C5191 phosphor bronze, 2 μm nickel plated
- 4. Shell, C3604 brass, 2 μm nickel plated

**Electrical requirements**

Dielectric strength: 1 min @ 500 Vac  
 Insulation resistance: 100 MΩ @ 500 Vdc  
 Contact resistance: 30 mΩ or less  
 Rated voltage: 20 Vdc  
 Rated current: 4 A

**Mechanical requirements**

Insertion force: 0.5-2 kgf  
 Withdrawal force: 0.3-1.5 kgf  
 Durability: 5000 mating cycles while maintaining; 0.4-2 kgf insertion force, 0.2-1.5 kgf withdrawal force and a less than 100 mΩ contact resistance.

**Environmental requirements**

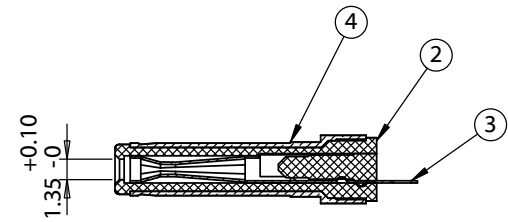
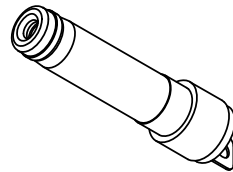
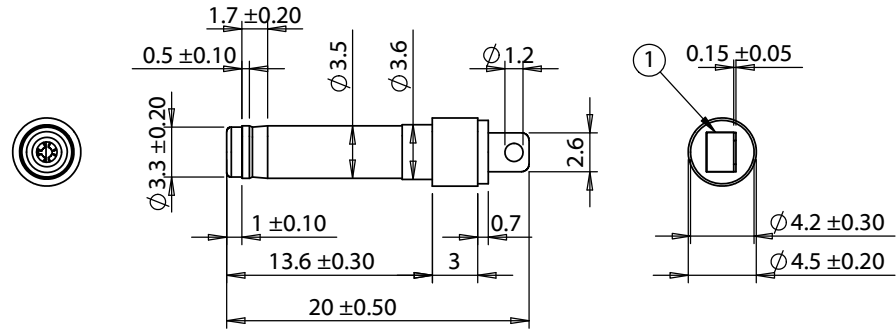
Damp test: 40 °C, RH 90-100% for 96 hrs. Cool to ambient and recover for 2 hours. Maintain dielectric strength of 500 Vac for 1 min, insulation resistance of 50 MΩ @ 500 Vdc minimum and a contact resistance of 100 mΩ or less.

Dry test: 70 °C, RH 70-85% for 96 hrs. Cool to ambient and recover for 2 hours. Maintain insulation resistance of 50 MΩ @ 500 Vdc minimum and a contact resistance of 100 mΩ or less.

Salt spray test: 35 °C, RH 90-95%, 5% NaCl mist for 24 hrs. Wash parts after test. Maintain mechanical requirements and a contact resistance of less than 80 mΩ.

**Operating range**

-25 to 70 °C, relative humidity of 85% or less



Revision	Date	Description
A	10/21/2009	Initial release
A1	11/9/2012	Added test data

Notes	
RoHS compliant	Function test: no open, no short circuit, no INT
DIMENSIONS ARE IN MILLIMETERS	DESCRIPTION: Connector, dc plug, 3.5x1.35xL20mm, molding style, spring contacts
TOLERANCES: X: ± 0.5 mm X.X: ± 0.3 mm X.XX: ± 0.05 mm	

**TENSILITY**

20802 Sockeye Place #130  
 Bend, OR 97701 USA  
 tel 541.323.3228 fax 541.323.4202  
 800 877.670.7118 www.tensility.com

SIZE A	Part number <b>50-00056</b>
SCALE: 2:1	WEIGHT:
SHEET 1 OF 1	