


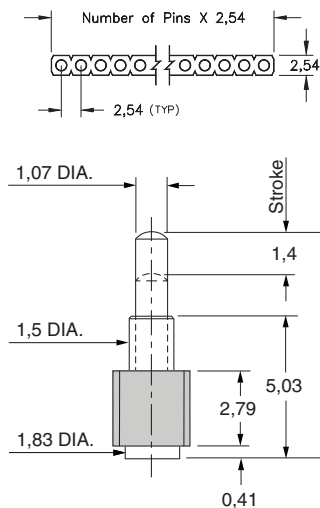
SPRING-LOADED CONNECTORS

SERIES 812 & 814 • 2,54 GRID SURFACE MOUNT, MID PROFILE • SINGLE AND DOUBLE ROW STRIPS

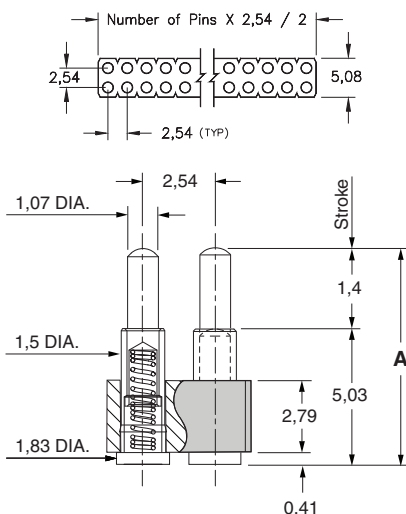


- Modular contacts for use on 2,54 grid, available in ten heights from 6,48 to 10,92, supplied in single and double row contact strips
- Precision-machined piston / base and gold-plated components assure a 1,000,000 cycle life durability
- Extended body provides greater bearing surface for increased strength & plunger protection
- Low resistance, high current contacts are rated at 2 amps continuous, 3 amps peak
- High temperature thermoplastic insulators are suitable for surface mount processes
- Both 812 & 814 series, contact styles 0 through 9, are available on 32mm or 44mm wide carrier tape and fitted with vacuum pick-up clips for automated pick and place assembly. Tape and Reel packaging per EIA-481. See page 12 for strip lengths available and ordering information

SINGLE ROW Series 812



DOUBLE ROW Series 814



ORDERING INFORMATION

Single Row Series 812

812-22-0XX-30-00X101

Specify number of contacts 02-64

Specify contact style 0-9

Double Row Series 814

814-22-0XX-30-00X101

Specify number of contacts 04-72

Specify contact style 0-9

For 812 and 814 Tape & Reel packaging, see page 12

CONTACT STYLE	INITIAL HEIGHT A	CONTACT STYLE	INITIAL HEIGHT A
0	6,48	5	8,89
1	6,99	6	9,4
2	7,49	7	9,91
3	8,0	8	10,41
4	8,51	9	10,92

Technical Specifications

Materials:

Contact piston & base: Machined copper alloy plated 0,51µm gold over 2,54µm nickel
 Spring: Beryllium copper-plated 10µm gold
 Insulator: High temperature thermoplastic, rated UL94 V-0

Mechanical:

Spring force @ initial height (A): 25 grams
 Spring force @ mid stroke (0,7): 60 grams
 Durability: 1,000,000 cycles
 Coplanarity: 0,13 (Single Row up to 10 pins; Double Row up to 20 pins),
 For higher pin counts, contact Technical Support

Electrical:

Voltage rating: 100Vrms/150Vdc
 Current rating: 2A (continuous), 3A (peak) per contact
 Contact resistance: 20mΩ max.
 Insulation resistance: 10,000MΩ min.
 Dielectric strength: 700Vrms min.
 Capacitance: 1pF max.

RoHS-2
2011/65/EU



SPRING-LOADED CONNECTORS

SERIES 811, 812, 813, 814 • 2,54 GRID SURFACE MOUNT • CARRIER TAPE AND PACKAGING

Ordering Information for Series 811/812/813/814 in Carrier Tape

Single Row Series 811	Double Row Series 813
<p>811-22-0XX-30-00X191</p> <p>Specify contact style 0-4 Specify number of contacts 02-08</p> <p>(32mm wide tape, 400 parts per 330mm reel)</p>	<p>813-22-0XX-30-00X191</p> <p>Specify contact style 0-4 Specify number of contacts 04-16</p> <p>(32mm wide tape, 400 parts per 330mm reel)</p>
Single Row Series 811	Double Row Series 813
<p>811-22-0XX-30-00X191</p> <p>Specify contact style 1-4 Specify number of contacts 09-12</p> <p>(44mm wide tape, 200 parts per 330mm reel)</p>	<p>813-22-0XX-30-00X191</p> <p>Specify contact style 1-4 Specify number of contacts 18-24</p> <p>(44mm wide tape, 200 parts per 330mm reel)</p>
Single Row Series 812	Double Row Series 814
<p>812-22-0XX-30-00X191</p> <p>Specify contact style 0-2 Specify number of contacts 02-08</p> <p>(32mm wide tape, 400 parts per 330mm reel)</p>	<p>814-22-0XX-30-00X191</p> <p>Specify contact style 0-2 Specify number of contacts 04-16</p> <p>(32mm wide tape, 400 parts per 330mm reel)</p>
Single Row Series 812	Double Row Series 814
<p>812-22-0XX-30-00X191</p> <p>Specify contact style 0-2 Specify number of contacts 09-12</p> <p>(44mm wide tape, 200 parts per 330mm reel)</p>	<p>814-22-0XX-30-00X191</p> <p>Specify contact style 0-2 Specify number of contacts 18-24</p> <p>(44mm wide tape, 200 parts per 330mm reel)</p>
Single Row Series 812	Double Row Series 814
<p>812-22-0XX-30-00X191</p> <p>Specify contact style 3-9 Specify number of contacts 02-12</p> <p>(44mm wide tape, 200 parts per 330mm reel)</p>	<p>814-22-0XX-30-00X191</p> <p>Specify contact style 3-9 Specify number of contacts 04-24</p> <p>(44mm wide tape, 200 parts per 330mm reel)</p>
<p>VACUUM PICK-UP CLIP REMOVED AFTER SOLDERING</p>	<p>VACUUM PICK-UP CLIP REMOVED AFTER SOLDERING</p>